




No.	Item Name	Item Picture	Category & Material	Modes & Intensity	Function Description	Time of Charging and Usage
	Remote Cherry		<p>'Powerful USB Rechargeable Remoten Egg Vibrator</p> <p>'Silicone Sleeve Bullet - Silicone Button Hard Plastic Bullet Hard Plastic Remote Remote-Plastic Button</p> <p>Can use the bullet along for Clitoris & Nipple</p>	<p>For Her: Vagina</p> <p>also can use the bullet alone for clitoris without remote.</p> <p>1 Strong Motor. '8 Vibration Modes, 1 Vibration Intensity.</p>	<p>First: To activate the remote reception, press the button on the vibrator for 1.5 seconds until you feel a short vibration, the indicator light on the vibrator will stay on, showing that the remote is ready to use. Remote control distance: up to 15 meters.</p> <p>Function of Button: 1. After turn on the remote reception function, Short press the button on the remote once to turn on the first vibration mode of the vibrator. 2. Short press the button to choose different modes. After the eighth mode, it will go back to the first one. 3. Quickly press the button twice to start the auto cycle mode. In this mode, the toy will cycle through the 8 modes automatically. Short press the button once to choose 8 different modes again. 4. Press the button on the remote for over one second to turn off the vibration. But at this time the remote reception function is still on, short press the button on the remote once will turn on the vibration again. 5. To save battery, don't forget to switch off the remote reception function after use. To turn off the remote reception function, press the button on the vibrator for 2 seconds until you feel 2 short vibrations. The indicator light will turn off.</p> <p>Notes: • You also can take the vibrator out to use it alone for clitoris, but you still need to turn on the remote reception function first. * After turn on the remote reception function, the function of the remote button is exactly same as the vibrator button.</p>	<p>1.5 hours of charging = 1.5 hours usage</p> <p>100% Waterproof</p>
	Remote Vibration K-Balls		<p>'Powerful USB Rechargeable Remoten Vibration Kegel Balls</p> <p>'Silicone Sleeve Bullet - Silicone Button Hard Plastic Bullet Hard Plastic Remote Remote-Plastic Button</p> <p>Can use the bullet along for Clitoris & Nipple</p>	<p>For Her: Vagina</p> <p>also can use the bullet alone for clitoris without remote.</p> <p>1 Strong Motor. '8 Vibration Modes, 1 Vibration Intensity.</p>	<p>First: To activate the remote reception, press the button on the vibrator for 1.5 seconds until you feel a short vibration, the indicator light on the vibrator will stay on, showing that the remote is ready to use. Remote control distance: up to 15 meters.</p> <p>Function of Button: 1. After turn on the remote reception function, Short press the button on the remote once to turn on the first vibration mode of the vibrator. 2. Short press the button to choose different modes. After the eighth mode, it will go back to the first one. 3. Quickly press the button twice to start the auto cycle mode. In this mode, the toy will cycle through the 8 modes automatically. Short press the button once to choose 8 different modes again. 4. Press the button on the remote for over one second to turn off the vibration. But at this time the remote reception function is still on, short press the button on the remote once will turn on the vibration again. 5. To save battery, don't forget to switch off the remote reception function after use. To turn off the remote reception function, press the button on the vibrator for 2 seconds until you feel 2 short vibrations. The indicator light will turn off.</p> <p>Notes: • You also can take the vibrator out to use it alone for clitoris, but you still need to turn on the remote reception function first. * After turn on the remote reception function, the function of the remote button is exactly same as the vibrator button.</p>	<p>1.5 hours of charging = 1.5 hours usage</p> <p>100% Waterproof</p>
3	Remote Hunter		<p>Super Powerful USB Rechargeable Clitoris & Vagina or Anal & Scrotums Vibrator</p> <p>Heating Function USB rechargeable Remote 'Flexible Silicone Body</p> <p>'Silicone Body Silicone Buttons Silicone Charger Holes Hard Plastic Handle Hard Plastic Remote</p>	<p>For Him: Anal & Scrotums</p> <p>For Her: Clitoris & Vagina</p> <p>2 Super Strong Motors</p> <p>8 Modes, 3 Intensities for Each Mode.</p>	<p>3 Buttons: Big "M" button contral the main body, small "M" button contral the rabbit, the "H" button contral the heat function of the main body. * The function of the small "M" button is exactly same as the big "M" button. • After turn on the remote reception function, the function of the vibrator buttons are exactly same as the remote buttons.</p> <p>'First: To activate the remote reception, press the big "M" button on the vibrator for 1.5 seconds until you feel a short vibration, the indicator light on the big "M" button will stay on, showing that the remote is ready to use. • Remote control distance: up to 15 meters.</p> <p>Function of Button: 1. After turn on the remote reception function, Short press the big or small "M" button on the remote once to turn on the first vibration mode at the lowest intensity of the vibrator. 2. Short press the button to choose your favorite mode from the 8 different modes, after the eighth mode, it will go back to the first one. 3. after choose your favorite mode, you can choose 3 different levels of intensity by quickly press the button twice, after the 3rd levels of intensity, it will go back to the first level. 4. Press any "M" button for over one second to turn off the vibration. But at this time the remote reception function is still on, anytime short press the button on the remote once will turn on the vibration again. 5. To turn on the heating function, just short press the "H" button once. The main body will warm up to 45 degrees within 5 minutes. 6. Press the "H" button for over one second to switch the heating function off the heat. But at this time the remote reception function is still on, anytime short press the button on the remote once will turn on the heat again. 7. To save battery, don't forget to switch off the remote reception function after use. To turn off, press the big "M" button on the vibrator for 2 seconds until you feel 2 short vibrations, the indicator light on the big "M" button will turn off.</p>	<p>2 hours of charging = 1.5 hours usage</p> <p>Splashproof</p>